# ANNEX

## EXHIBIT 1 - PRODUCT LABELING

### Proposed FCC ID Label Format

**FCC ID: 2AHZ5-KKSER**

Specifications: The label shall be securely affixed to a permanently attached part of the device, in a location where it is visible or easily accessible to the user, and shall not be readily detachable. The label shall be sufficiently durable to remain fully legible and intact on the device in all normal conditions of use throughout the device's expected lifetime.

### Proposed Label Location on EUT

| | |
|---|---|
| **FCC ID Label Location** |  |

# EXHIBIT 2 - EUT EXTERNAL PHOTOGRAPHS

| | |
|---|---|
| **EUT View 1** |  |
| **EUT View 2** |  |

| | |
|---|---|
| **EUT View 3** |  |
| **EUT View 4** |  |

| | |
|---|---|
| **EUT View 5** |  |
| **EUT View 6** |  |

| | |
|---|---|
| **EUT View 7** |  |
| **EUT View 8** |  |

| | |
|---|---|
| **EUT View 9** |   |
| **EUT View 10** |   |

# EXHIBIT 3 - EUT INTERNAL PHOTOGRAPHS

| | |
|---|---|
| **EUT Housing and Board View 1** |  |
| **EUT Housing and Board View 2** |  |

| | |
|---|---|
| **EUT Housing and Board View 3** |  |
| **Solder Board-Component View 1** |  |

| | |
|---|---|
| **Solder Board-Component View 2** |  |
| **Solder Board-Component View 3** |  |

| | |
|---|---|
| **Solder Board-Component View 4** |  |
| **Solder Board-Component View 5** |  |

| | |
|---|---|
| **Solder Board-Component View 6** |  |
| **Antenna View** | 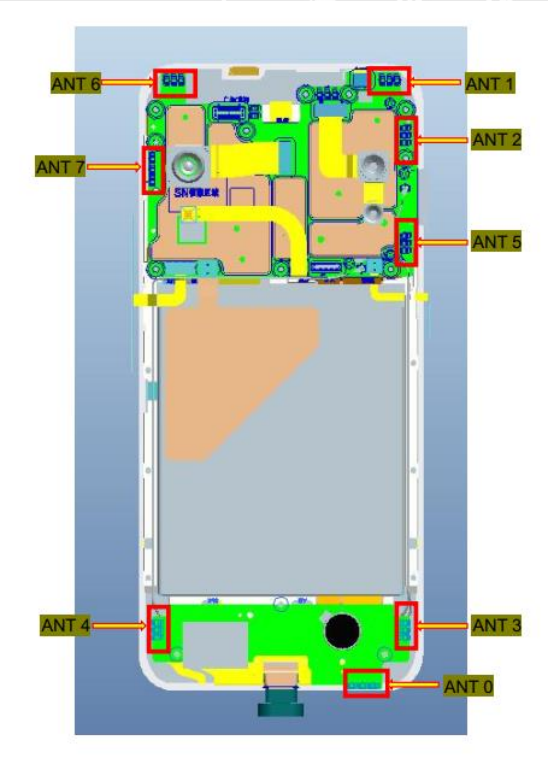 |




SH-E021C-ANT3-V1.0


SH-E021C-ANT4-V1.0


SH
E021C
ANT2
V1.0
SH-E021C-ANT5-V1.0


SH-E021C-ANT7-V1.0


ANT1-V2
E021C
ANT6-V3

| | |
|---|---|
| |  |

ANT6-V2
ANT6-V3
E021C

# EXHIBIT 4 - TEST SETUP PHOTOGRAPHS

| | |
|---|---|
| **Radiation Emission Test Setup (Below 30MHz)** |  |
| **Radiation Emission Test Setup (30MHz to 1GHz)** |  |

| | |
|---|---|
| **Radiation Emission Test Setup (1GHz to 18GHz)** |  |
| **Radiation Emission Test Setup (Above 18GHz)** |  |

******* END OF REPORT *******